

## Screening for Refugees for Medical Problems

WIAAP  
May 4, 2017

Jim Sanders, MD, MPH  
jsanders@mcw.edu

Dept of Family and Community Medicine  
Medical College of Wisconsin

Disclosures: NONE

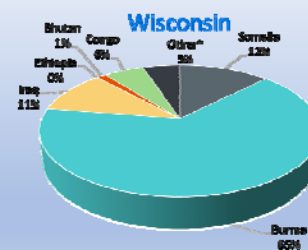
### Objectives 3 (+ 1)

- To describe some demographics about which refugee groups are coming to Wisconsin.
- To discuss some of the mental health issues in refugees.
- To discuss some of the main medical problems we screen for in refugees.
- To come out of here totally juiced up to begin working with refugees.

### Important Points:

- You are not alone!
- Lots of resources to help do this properly.
- You can bill Medicaid for this (hey, at least it's something).
- You already know how to do this (you probably just don't realize it).

**Primary Refugee Arrivals, FFY 2015\***  
\*Refugee arrivals from October 1, 2014 – September 30, 2015



### Refugees and Asylee's: Who are They?

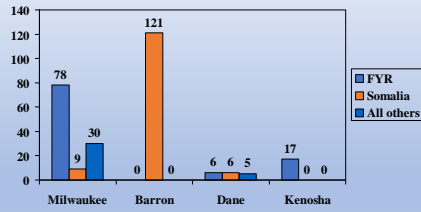
- In 2014, Wisconsin resettled 1,132 refugees, mostly from Burma, Iraq, or Somalia (Office of Refugee Resettlement, 2015) Recent countries of origin?
- Where do they settle? Mainly SE Wisconsin, & Dane County

7



8

### Secondary Migration for Wisconsin - 2003



9



10



11

### So What?

- Suffer disproportionately: These aren't the Garden Spots of the Globe

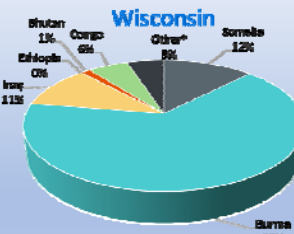
12

**Table 3.**  
**Refugee Arrivals by Country of Nationality: Fiscal Years 2012 to 2014**  
(Ranked by 2014 country of nationality)

Country of nationality	2014		2013		2012	
	Number	Percent	Number	Percent	Number	Percent
Total	69,975	100.0	69,909	100.0	58,179	100.0
Iraq	19,769	28.3	19,487	27.9	12,163	20.9
Burma	14,598	20.9	16,299	23.3	14,160	24.3
Somalia	9,000	12.9	7,608	10.9	4,911	8.4
Bhutan	8,434	12.1	9,134	13.1	15,070	25.9
Congo, Democratic Republic	4,540	6.5	2,563	3.7	1,863	3.2
Cuba	4,062	5.8	4,205	6.0	1,948	3.3
Iran	2,846	4.1	2,579	3.7	1,758	3.0
Eritrea	1,488	2.1	1,824	2.6	1,346	2.3
Sudan	1,315	1.9	2,160	3.1	1,077	1.9
Afghanistan	793	1.1	661	0.9	481	0.8
All other countries, including unknown	3,170	4.5	3,389	4.8	3,402	5.8

Source: U.S. Department of State.

**Primary Refugee Arrivals, FFY 2015\***  
\*Refugee arrivals from October 1, 2014 – September 30, 2015



### So What?

- Suffer disproportionately
- High levels of trauma

### We don't know how to ask about trauma

- 2003 – Latino Primary Care Patients in LA
  - 54% had experienced politically violence
  - 8% personally suffered torture
- Twice as likely to be Depressed
- Twice as likely to be suffering from PTSD
- 3% ever told doctor
- **0% ever were asked by doctor**

\*Estimates of the proportion of asylum seekers who have been tortured vary from 5 - 30%, depending on the definition of torture used and their country of origin. Quality of Life Among Latino Primary Care Patients Living in the United States with Previous Exposure to Political Violence, JAMA, August 6, 2003, p 627-634.

### We don't know how to ask about trauma

- 2003 – Latino Primary Care Patients in LA
  - 54% had experienced politically violence
  - 8% personally suffered torture
- Twice as likely to be Depressed
- Twice as likely to be suffering from PTSD
- 3% ever told doctor
- **0% ever were asked by doctor**
- Estimates of the proportion of asylum seekers who have been tortured vary from 5 - 30%, depending on the definition of torture used and their country of origin.

\*Estimates of the proportion of asylum seekers who have been tortured vary from 5 - 30%, depending on the definition of torture used and their country of origin. Quality of Life Among Latino Primary Care Patients Living in the United States with Previous Exposure to Political Violence, JAMA, August 6, 2003, p 627-634.

Asylum seekers and refugees in Britain: The health of survivors of torture and organized violence. BMJ 2001; 322: 696-9

### We don't know how to ask about trauma

- 2003 – Latino Primary Care Patients in LA
  - 54% had experienced politically violence
  - 8% personally suffered torture
- Twice as likely to be Depressed
- Twice as likely to be suffering from PTSD
- 3% ever told doctor
- **0% ever were asked by doctor**
- Estimates of the proportion of asylum seekers who have been tortured vary from 5 - 30%, depending on the definition of torture used and their country of origin.
- 2008 Iraqi refugees in Salt Lake, Utah
  - 55% adults tortured (primary or secondary)
  - 7% of children tortured

\*Estimates of the proportion of asylum seekers who have been tortured vary from 5 - 30%, depending on the definition of torture used and their country of origin. Quality of Life Among Latino Primary Care Patients Living in the United States with Previous Exposure to Political Violence, JAMA, August 6, 2003, p 627-634.

Asylum seekers and refugees in Britain: The health of survivors of torture and organized violence. BMJ 2001; 322: 696-9  
Journal of Immigrant and Minority Health, April 2013, The Prevalence of Torture and Associated Symptoms in United States Iraqi Refugees, Cynthia L. Willard, Mara Rubin, Martha Lowkes, DOI: 10.1007/s12063-013-9827-6

## So What?

- Suffer disproportionately
- High levels of trauma
- Arrive in US and face improved personal security but now are stressed w/ assimilation/poverty/separation/cultural isolation/etc.

19

## So What?

- Suffer disproportionately
- High levels of trauma
- Arrive in US and face improved personal security but now are stressed w/ assimilation/poverty/separation/cultural isolation/etc.
- Lack of Health Workforce recognition of this problem

20

## So What?

- Suffer disproportionately
- High levels of trauma
- Arrive in US and face improved personal security but now are stressed w/ assimilation/poverty/separation/cultural isolation/etc.
- Lack of Health Workforce recognition of this problem
- Physical and Mental dimensions
- Cultural Competencies

21

## So What?

- Suffer disproportionately
- High levels of trauma
- Arrive in US and face improved personal security but now are stressed w/ assimilation/poverty/separation/cultural isolation/etc.
- Lack of Health Workforce recognition of this problem
- Physical and Mental dimensions
- Cultural Competencies
- Lack of resources to address their needs: both a quantitative issue and a qualitative issue

22



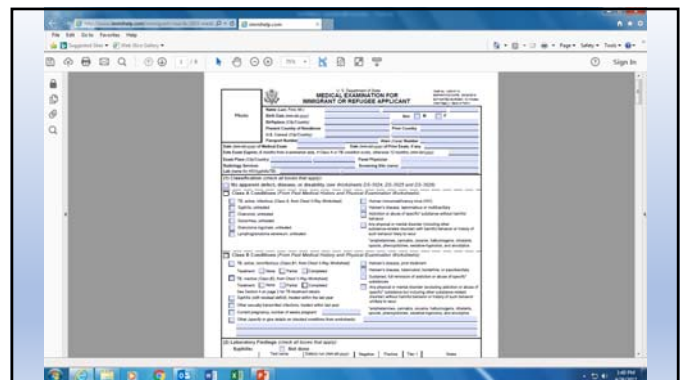
23



24



Pre-Departure Screening Forms  
(or lack thereof)  
Part I



Class B - TB  
(This is important)

Post-Arrival Screening Forms  
(or lack, thereof)  
Part II

Wisconsin Initial Refugee Health Assessment

Department of Health Services  
Division of Population Sciences

WISCONSIN INITIAL REFUGEE HEALTH ASSESSMENT  
Client Information to be completed under direction of the provider. Please read instructions before completing the form.

General Information (Please complete medical assessment)

Admission Status:  Asylee  Temporary  Substantive  Holder of Temporary  Refugee  Immigrant

Name: First, Middle, Last (Last name must include first and last names)

Age at Visa Registration No. \_\_\_\_\_ Race \_\_\_\_\_ Date of Birth (mm/dd/yyyy) \_\_\_\_\_ Sex  Male  Female

U.S. Arrival Date \_\_\_\_\_ Country of Origin \_\_\_\_\_ Multiple Countries of Entry \_\_\_\_\_

Level of Education: Less than High School  High School  Some College  College  Graduate School  Postgraduate  Other \_\_\_\_\_

Has the refugee followed your advice after arrival?  Yes  No  Not sure

Specialty of Care:  General  Family  Pediatric  Geriatric  Other \_\_\_\_\_

Has the refugee followed your advice after arrival?  Yes  No  Not sure

How well does the refugee follow your advice?  
 Medical Assistance  Health Screening Contact  Other \_\_\_\_\_

State of First Clinic Visit for Screening \_\_\_\_\_

Independent Residency?  Yes  No  
 If no, what language? \_\_\_\_\_

Height (in.) \_\_\_\_\_ Weight (lbs) \_\_\_\_\_ Blood Group and Rh Factor \_\_\_\_\_ Sex \_\_\_\_\_

Special Information from the provider:  
 Other than medical history  Mental  Drug  Other \_\_\_\_\_

When and Where Screening Contacted (if that applies)

## Vaccinations!

(psst: this is important, too)

Screening is NOT primary care

- It's more like speed dating

Jim Sanders, MD, MPH  
jsanders@mcw.edu